



# z17 Channel Performance Analysis From The New Guy

**Tyler Rossi**

Software Engineer / Performance Apprentice  
tyler@velocitysoftware.com

**35 YEARS**  
OF PERFORMANCE  
**MANAGEMENT**

**Uh oh, there's I/O problems...**

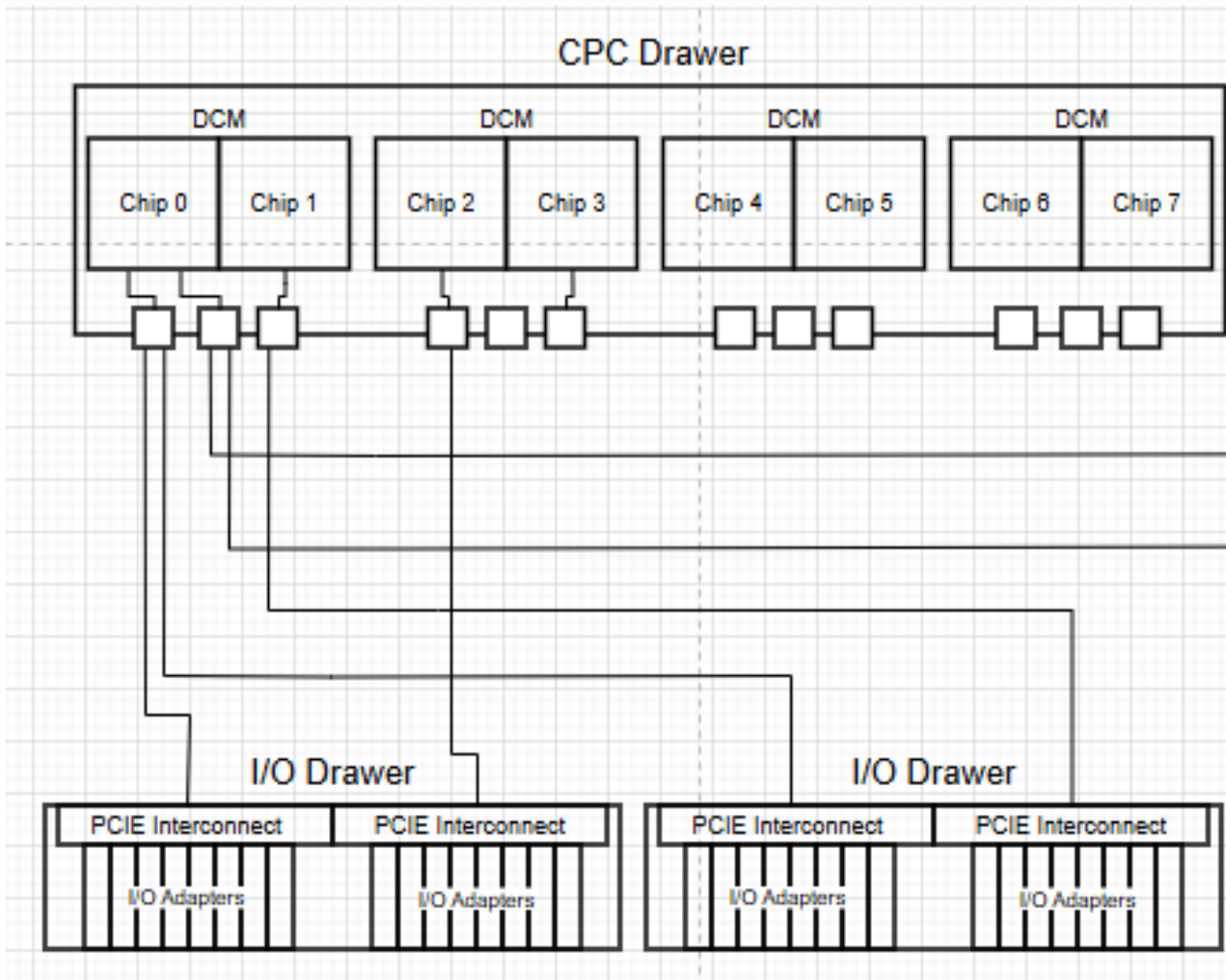
## **z17 Channel Architecture Changes**

- **What is a Channel?**
- **Network Express Adapter**
- **FICON Express32-4P Adapter**
- **Data Processing Unit (DPU)**

## **z17 Channel Performance Analysis**

- **Basis of Channel Performance Analysis**
- **z17 Channel Components/Metrics**
- **Finding Total Channel Utilization**

# What is a Channel?



*Sample z16 drawer configuration*

- **Channel** - a single I/O interface between a channel subsystem (on chip) and one or more control units
- **Channel Architecture** - Structure, behavior and components related to channels

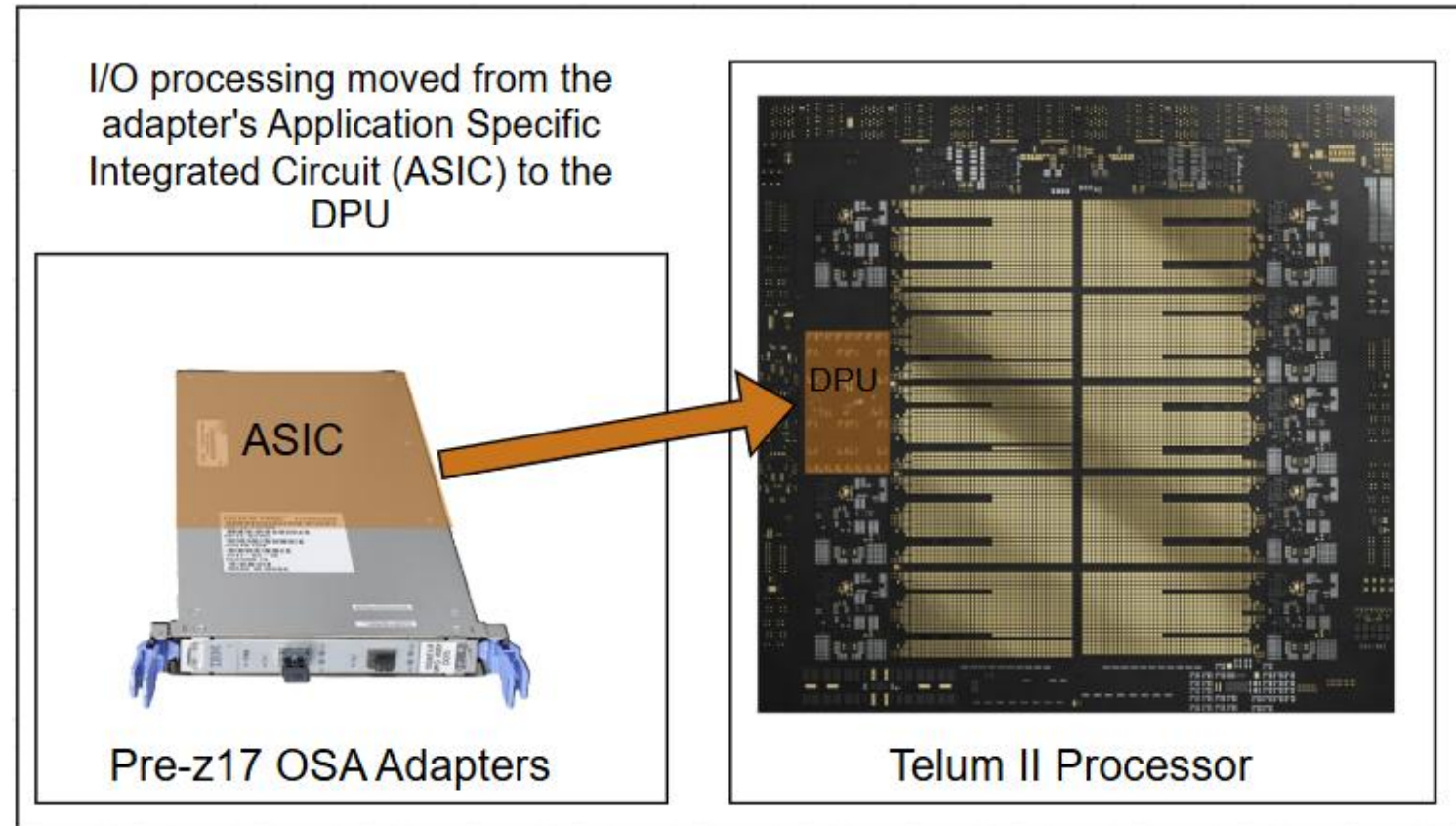
**35 YEARS**  
OF PERFORMANCE  
**MANAGEMENT**

# z17 Channel Architecture Changes

# Network Express Adapter

## Overview

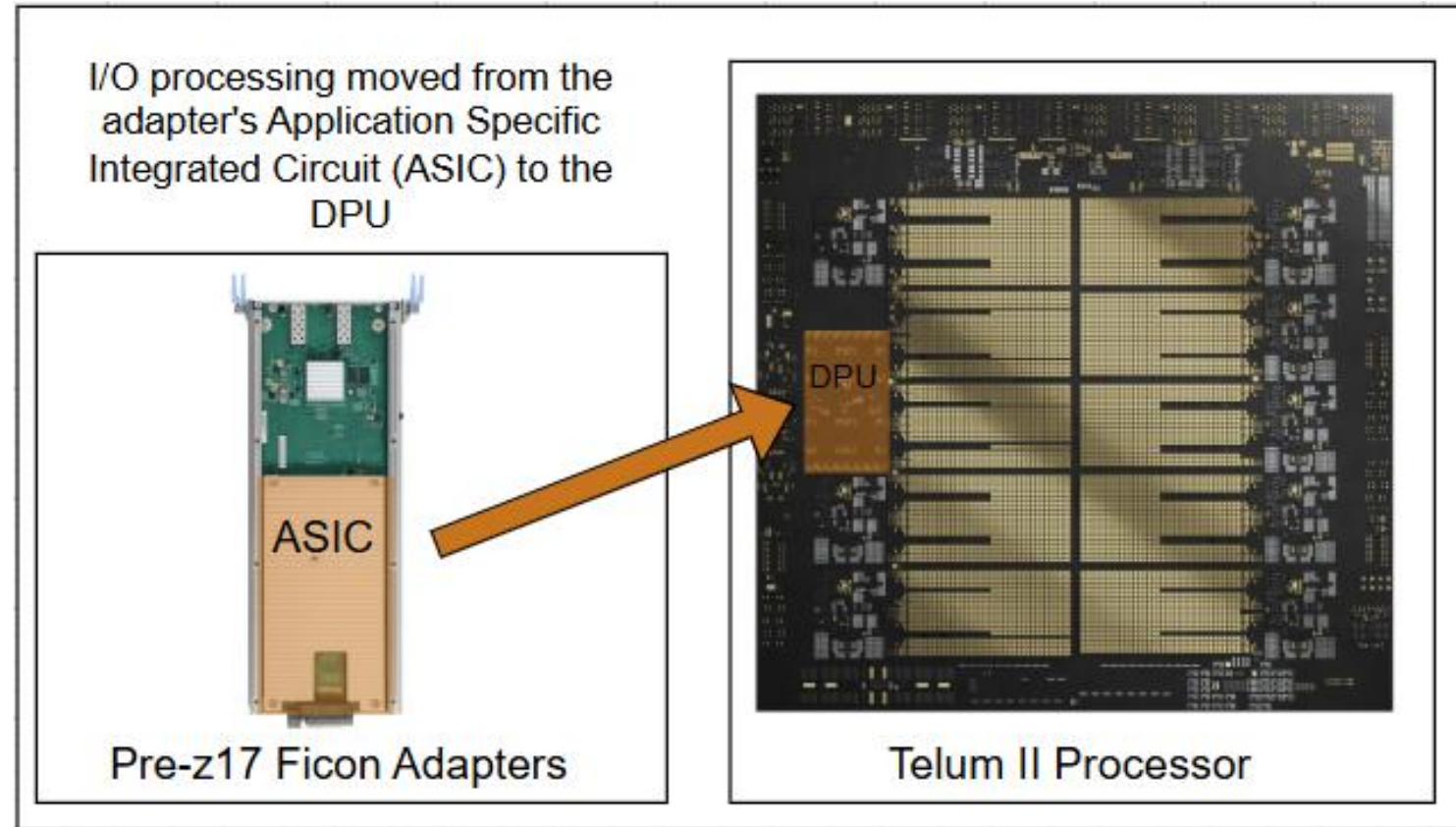
- Same functionality as older OSA and RoCE adapters
- ASICs removed
- I/O Processing is performed on the Data Processing Unit (DPU) rather than the ASIC



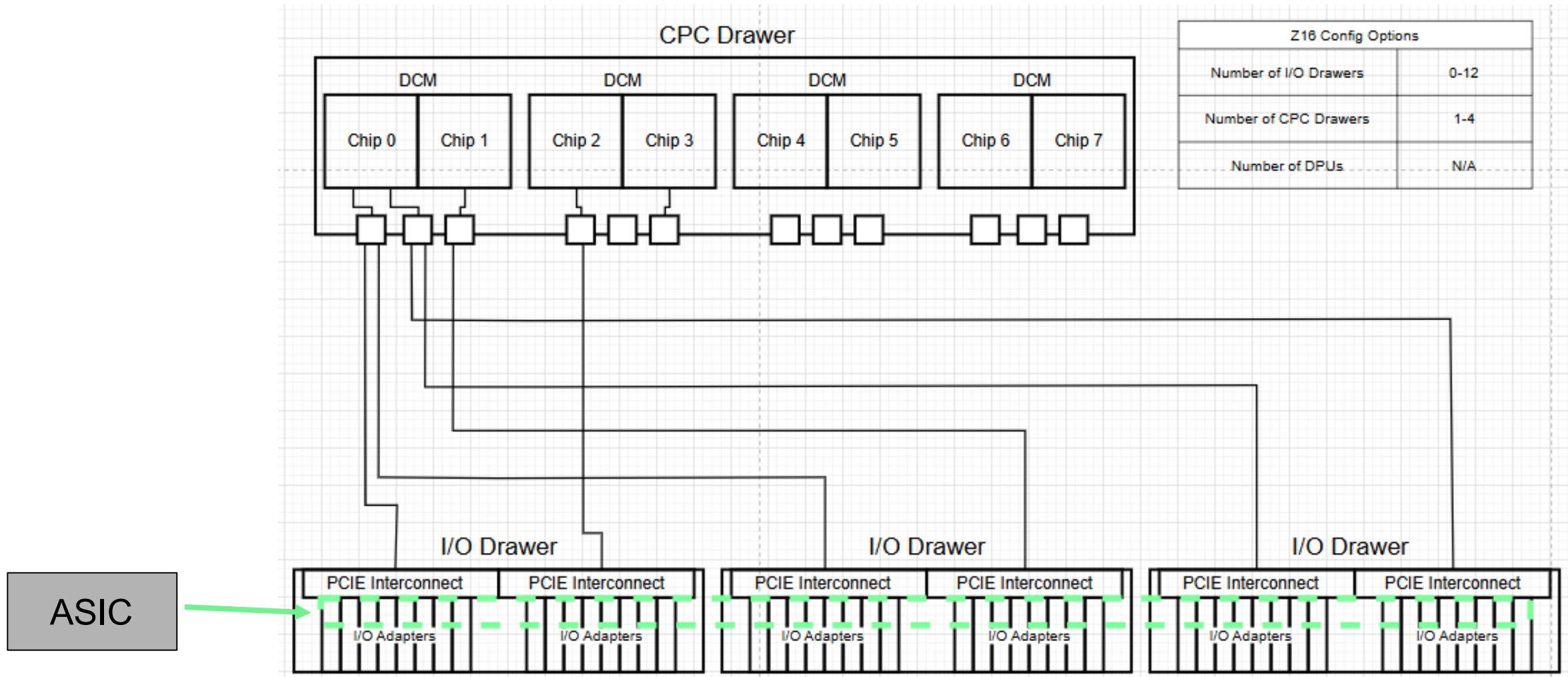
# FICON Express 32-4P Adapter

## Overview

- Same Functionality as older FICON adapters
- ASICs removed
- I/O Processing is performed on the DPU rather than the ASIC

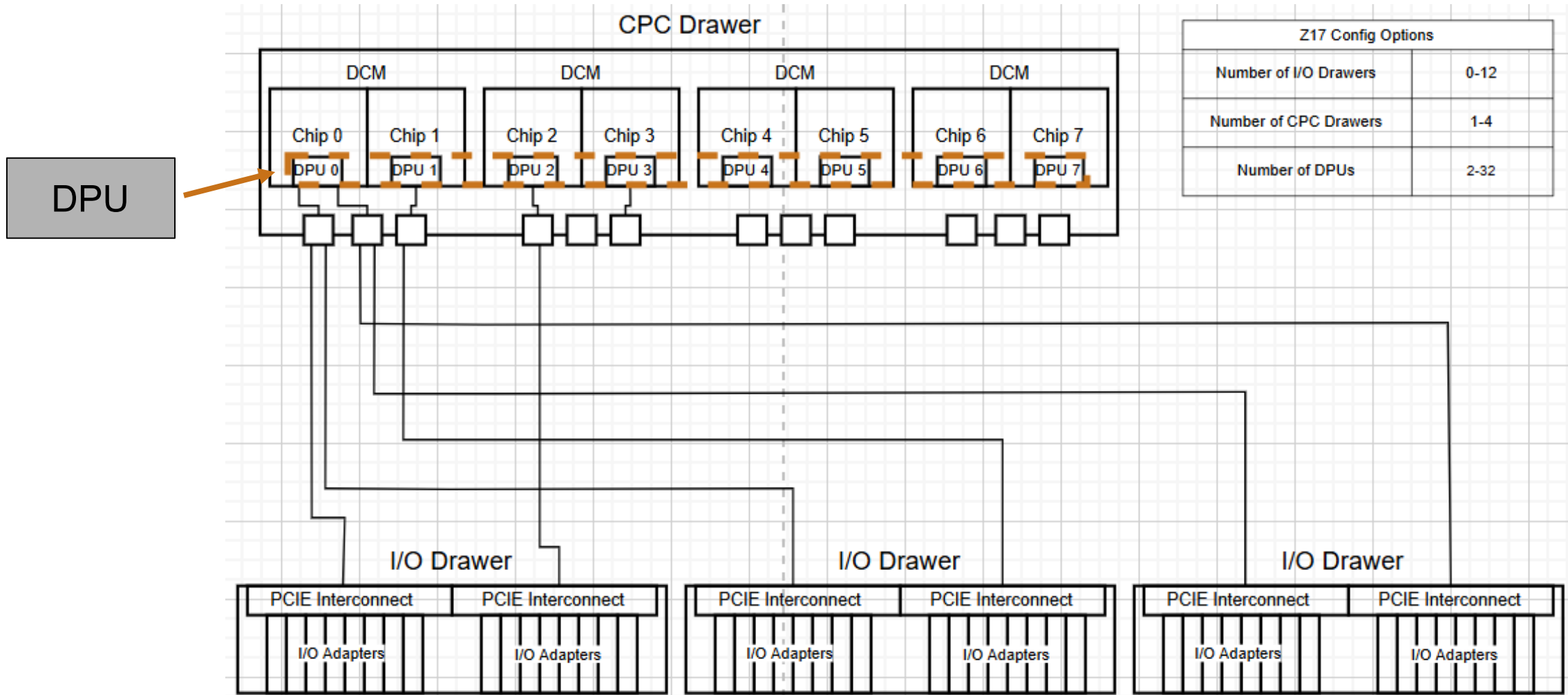


# Pre-z17 I/O Processing



Sample z16 I/O drawer Configuration

# Post-z17 I/O Processing



Z17 Config Options	
Number of I/O Drawers	0-12
Number of CPC Drawers	1-4
Number of DPUs	2-32

Sample z17 I/O drawer Configuration

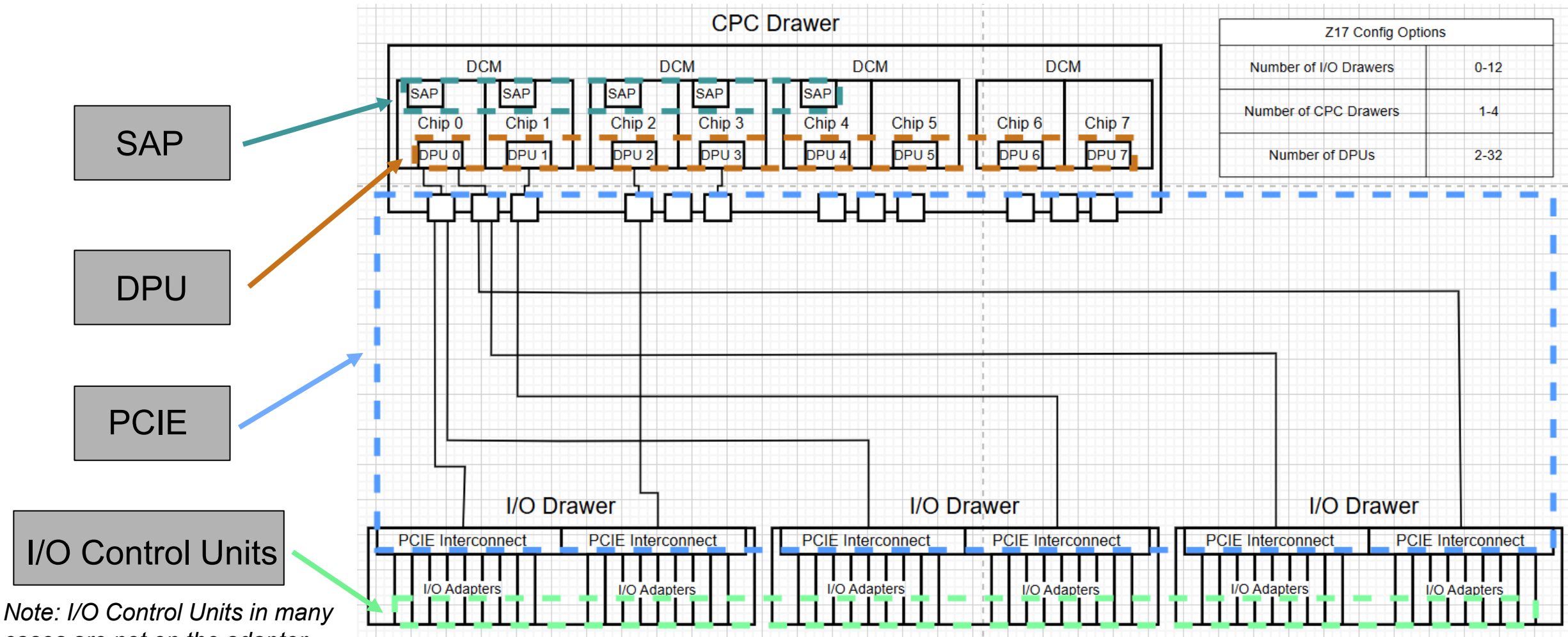
**35 YEARS**  
OF PERFORMANCE  
**MANAGEMENT**

# z17 Channel Performance Analysis

# Basis of Channel Performance Analysis

- Channels are made of up of a pipeline of components
- Data can only travel as fast as the slowest component
- Channel performance analysis is based of understanding each of these components and finding which components are/will be overutilized

# z17 Channel Components



Note: I/O Control Units in many cases are not on the adapter

Sample z17 I/O drawer Configuration

# z17 Channel Components – SAP

## Description

- I/O processing unit configured to manage I/O operations
- SAPs are not utilized by
  - OSAs
  - Network Express Adapters running EQDIO
  - FCP channels
- SAPs share the total workload amongst themselves

*Note: Additional SAPs beyond standard configuration may NOT be allocated on the z17*  
 Note: SAP – System Assist Processor

I/O		-----I/O Processor-----						
Proc	<Pct Util>	<Rate/Second>	<-Percent of Strts busy-->					
Nmbr	Busy	Idle	SSCH	Intrpts	chan	switch	CtlUnit	Device
0	1.9	98.1	1749	4718	0.1	0	0	0
1	0.7	99.3	1749	28	0.0	0	0	0
2	36.8	63.2	1748	5406	0.0	0	0	0
3	1.0	99.0	1747	46	0.0	0	0	0
4	7.8	92.2	1748	3134	0.0	0	0	0
5	0.9	99.1	1748	27	0.0	0	0	0
6	32.6	67.4	1749	2034	0.0	0	0	0
7	3.9	96.1	1749	77	0.0	0	0	0
8	7.0	93.0	1748	3354	0.0	0	0	0
9	3.5	96.5	1747	109	0.0	0	0	0
10	1.4	98.6	1747	3388	0.1	0	0	0
11	2.2	97.8	1748	120	0.0	0	0	0
12	2.5	97.5	1749	5656	0.1	0	0	0
13	3.4	96.6	1748	27	0.0	0	0	0
14	6.6	93.4	1748	4217	0.0	0	0	0
15	1.4	98.6	1748	24	0.0	0	0	0
16	1.6	98.4	1748	3337	0.1	0	0	0
17	1.4	98.6	1748	23	0.0	0	0	0
18	7.1	92.9	1748	3373	0.0	0	0	0
19	1.3	98.7	1748	24	0.0	0	0	0
20	1.6	98.4	1748	3298	0.0	0	0	0
21	1.3	98.7	1749	11	0.0	0	0	0
22	1.2	98.8	1749	1955	0.0	0	0	0
23	0.6	99.4	1749	6	0.0	0	0	0
24	2.1	97.9	1749	4754	0.1	0	0	0

Report displaying I/O Processor Metrics by Processor Number



# z17 Channel Components - DPU

## Description

- I/O processor responsible for packet construction, inspection and routing
- DPUs do NOT share compute with each other
- Each channel is processed by a single DPU
- Each DPU can process up to 128 Channels

Time/ CHPID	Chnl Type	DPU Num	<DPU Util Pct-> <CHPID>	<-DPU->
-----				
06:02:00				
20	FCS	22	0.005	0.064
21	FCS	30	0.005	0.045
22	FCS	22	0.005	0.064
23	FCS	30	0.005	0.044
24	FCS	22	0.005	0.064
25	FCS	30	0.005	0.045
26	FCS	22	0.005	0.064
27	FCS	30	0.005	0.045
C8	FCP	14	0.003	0.058
CB	FCP	14	0.003	0.058
CD	FCP	22	0.003	0.064
E0	OSD	.	.	.
E1	OSD	.	.	.
E2	OSD	.	.	.
E3	OSD	.	.	.
E5	OSD	.	.	.
E7	OSD	.	.	.
E8	OSD	.	.	.
E9	OSD	.	.	.
-----				
Totals	FICON	.	0.042	.
Totals	FCP	.	0.036	.
Totals	OSA	.	0	.

# z17 Channel Components/Metrics – I/O Control Unit

## Description

- Controller providing the logical capabilities that are necessary to operate and control an I/O device
- Maximum utilization based on I/O Adapters
- Separate maximums for data sent and received

Time/ CHPID	Chnl Type	<-----Data----->			<-----Units----->		
		<Reads/Second-> LPAR	Total	Pct	<Writes/Second> LPAR	Total	Pct
06:02:00							
20	FCS	11	2374	0.1	32	2208	0.1
21	FCS	10	2377	0.1	14	2073	0.1
22	FCS	13	2446	0.1	14	2043	0.1
23	FCS	12	2426	0.1	20	2117	0.1
24	FCS	12	2390	0.1	21	1982	0.1
25	FCS	16	2338	0.1	27	2056	0.1
26	FCS	11	2425	0.1	40	2231	0.1
27	FCS	17	2309	0.1	22	1926	0.1
C8	FCP	0	139	0.0	0	5411	0.2
CA	FCP	0	47	0.0	0	5028	0.2
CB	FCP	0	163	0.0	0	6446	0.2
CD	FCP	0	149	0.0	0	6954	0.2
E0	OSD	99	3153	0.5	931	2176	0.3
E1	OSD	243	1898	0.3	0	3856	0.6
E2	OSD	80	2100	0.3	482	4752	0.7
E3	OSD	386	2420	0.4	262	3436	0.5
E5	OSD	211	2483	0.4	97	6482	1.0
E7	OSD	83	4224	0.7	272	1570	0.2
E8	OSD	387	2390	0.4	83	1635	0.3
E9	OSD	109	1820	0.3	122	2003	0.3
Totals	FICON	101	19085	0.6	190	16634	0.5
Totals	FCP	3918	5956	0.2	15948	75658	2.3
Totals	OSA	1599	20487	3.2	2250	25910	4.0

Report displaying, I/O Control Unit Read/Write Utilization by CHPID

# z17 Channel Components - PCIE

## Description

- Expansion bus connecting chips on the CPC drawer to devices on the I/O drawer
- PCIEs have 1 set of wires for sending data and 1 set of wires for receiving data

Time/ CHPID	Chnl Type	<Bus Cy> <c1/Sec> Used Pct	
-----	-----	-----	----
06:02:00			
20	FCS	4582	0.1
21	FCS	4450	0.1
22	FCS	4488	0.1
23	FCS	4543	0.1
24	FCS	4372	0.1
25	FCS	4394	0.1
26	FCS	4656	0.1
27	FCS	4235	0.1
C8	FCP	5360	0.1
CA	FCP	4020	0.1
CB	FCP	7763	0.2
CD	FCP	6700	0.2
E0	OSD	.	.
E1	OSD	.	.
E2	OSD	.	.
E3	OSD	.	.
E5	OSD	.	.
E7	OSD	.	.
E8	OSD	.	.
E9	OSD	.	.
-----	-----	-----	----
Totals	FICON	36K	0.6
Totals	FCP	38K	1.0
Totals	OSA	0	0

Report displaying PCIE bus cycle utilization by CHPID

**So, what do you do when there is an I/O problem?**

**Thank you for listening!**

**Tyler Rossi**

Software Engineer / Performance Apprentice  
tyler@velocitysoftware.com

